











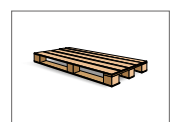


Stone saw

FITTINGS

	Description	Euro	Art.		
	SRS KIT FOR EXPERT 500/600/700		90451Z	1	0,4
	KIT DBS ELECTRONIC BRAKE		90453V	1	1,2
	LASER INSTRUMENT FOR EXPERT 500/600 LASER INSTRUMENT FOR EXPERT 400		96109 94109	1	0,9 0,3
	KIT WHEELS		90102R	1	5,0
	2 SWIVEL WHEELS KIT		90176R	1	7,0
	CEE SOCKET 400V + CABLE 3 MT.		SP90159/T380	1	0,7

	Description	Euro	Art.		
	45° ANGLE CUT COMPLETE		80036	1	2,8
	LIFTING BELT		90180	1	0,9
	TABLE LOCK FOR EXPERT LINE		SP90340	1	0,2
	WATER PUMP TYPE S3 WATER PUMP TYPE S2		S3 S2	6 12	8,5 13,6
	CEE SOCKET 230V + CABLE 3MT. + SHUKO PLUG FOR EXPERT 400		SP90159	1	0,6
	5 KNOBS FOR QUICK DISK REPLACEMENT		SP850100	1	0,1
	DIAMOND DISK Ø 700 LASER UNIVERSAL		897	1	10,5
	DIAMOND DISK Ø600 LASER UNIVERSAL DIAMOND DISK Ø500 LASER UNIVERSAL DIAMOND DISK Ø400 LASER UNIVERSAL		CNE6004DCO CNE5004DCO CNE4004DCO	1	6,0 4,0 2,0
	DIAMOND DISK Ø600 LASER BRICKS/ABRASIVE DIAMOND DISK Ø500 LASER BRICKS/ABRASIVE DIAMOND DISK Ø400 LASER BRICKS/ABRASIVE		CNA6004DCO CNA5004DCO CNA4004DCO	1	6,0 4,0 2,0
	DIAMOND DISK Ø600 LASER LASER CONCRETE DIAMOND DISK Ø500 LASER LASER CONCRETE DIAMOND DISK Ø400 LASER LASER CONCRETE		CNC6004DCO CNC5004DCO CNC4004DCO	1	6,0 4,0 2,0
	PALLET 72X160 CM		00010	1	15,0