














Masonry saws

	Description	Euro	Art.		
	LASER INSTRUMENT		90109	1	0,3
	KIT WHEELS		90102R	1	4,9
	CEE SOCKET 230V + CABLE 3MT. + SHUKO PLUG		SP90159	1	0,6
	LIFTING BELT		90180	1	0,9
	WATER PUMP TYPE S2	S2		12	13,6
	5 KNOBS FOR QUICK DISK REPLACEMENT		SP850100	1	0,1
	DIAMOND DISK Ø350 C/C CERAMIC		CSMP350400	1	1,5
	DIAMOND DISK Ø350 LASER UNIVERSAL		CNE3504DC0	1	1,8
	DIAMOND DISK Ø350 TURBO GRES/MARBLE		CDC3504000	1	1,5
	DIAMOND DISK Ø350 LASER GRANITE		CNTS3504D0	1	1,8
	PALLET 80X120 CM	71819		1	20,0