



VIP 2125


RADIAL TILE SAWS

TRANSPORT WHEELS
Easy to carriage

EXTENSION SIDE BENCH (art. 85015)
It is very practical when need to cut large size of tiles.
OPTIONAL

STORAGE
Built to reduce at the minimum the encumbrance during the carriage and above all the storage space.

Art. 857	
DIAMOND DISK	ø200 mm c/c Special gres
ENGINE	230V 50Hz 1,8Hp/1,4kW
ROTATION SPEED	2800 rpm
MAX CUTTING LENGTH	1250 mm
MAX CUTTING DEPTH AT 90°	40 mm
MAX CUTTING DEPTH AT 45°	35 mm
MAX CUTTING DEPTH WITH 2 RUNS	55 mm
MAX SIZE TILE FOR DIAGONAL CUT	880 x 880 mm
WORKING TABLE DIMENSIONS	1170 x 520 mm
WATER RECYCLING PUMP TYPE	S1/4 standard
KIT WHEELS	Included
DIMENSION MACHINE IN SERVICE	1870x625x h. 1340 mm
DIMENSION MACHINE IN STOCK	1620x625x h. 490 mm
DIMENSION 4 MACHINES ON PALLET	1750x720x h. 2190 mm
NET WEIGHT	51,5 Kg



AUTHORIZED DEALER:




Z. i. 2 - Via Cavatorta, 6/1 | 48033 Cotignola (Ra) | ITALY
www.battipav.com | sales@battipav.com

June 2020


BATTIPAV™

MACCHINE PER EDILIZIA | MACHINES FOR BUILDING



CARRIAGE ENGINE GROUP

The carriage motor group slides with 8 ball-bearings on interchangeable stainless steel track.



45° CUT

Very comfortable for the large frame. The B-LOCK System (art. 90262 optional) can be fixed on the worktop slot.



FRAME AND WORKTOP

Frame and the worktop in aluminium, are wider for a perfect stability and precision during the cutting. The special shape of the worktop allows an easy cleaning.



PLUNGING HEAD

The cutting head is plunging and can be locked at the intended height. It makes every kind of shape.

POWERFUL MOTOR



ORIGINAL RECYCLING PUMP

