



# DYNAMIC

## BRIDGE SAW WITH BELT DRIVE

*Designed  
and made  
in Italy*

### CONTROL BOARD

The control board includes:

- Switch with release coil.
- Overheat protection with manual reset in the event of the disk jamming.
- Red light for net connection.
- Green light for machine on function.
- Laser instrument for the maximum cutting precision.

### KIT WHEELS

The wheels are Ø200 mm and can be fixed at the legs by means eyebolts. Due to their conception and for the legs' inclination, are very functional and allow the machine to be easily moved if lightly lifted up by the handles.

### STORAGE

Build to reduce at the maximum the encumbrance during the carriage and above all the storage space.

	Art. 70760		Art. 70761		Art. 701200		Art. 701201	
DIAMOND DISK (not included)	Ø300 mm. (int Ø25,4 mm.)	Ø250 mm. (int Ø25,4 mm.)	Ø300 mm. (int Ø25,4 mm.)	Ø250 mm. (int Ø25,4 mm.)	Ø300 mm. (int Ø25,4 mm.)	Ø250 mm. (int Ø25,4 mm.)	Ø300 mm. (int Ø25,4 mm.)	Ø250 mm. (int Ø25,4 mm.)
ENGINE	230V   50Hz 3Hp/2,2kW		230V   50Hz 3Hp/2,2kW		230V   50Hz 3Hp/2,2kW		230V   50Hz 3Hp/2,2kW	
ROTATION SPEED	2800 rpm.		2800 rpm.		2800 rpm.		2800 rpm.	
MAX CUTTING LENGTH	760 mm.	650 mm.	760 mm.	650 mm.	1200 mm.	1250 mm.	1200 mm.	1250 mm.
MAX CUTTING DEPTH AT 90°	110 mm.	80 mm.	110 mm.	80 mm.	110 mm.	80 mm.	110 mm.	80 mm.
MAX CUTTING DEPTH WITH 2 RUNS	200 mm.	150 mm.	200 mm.	150 mm.	200 mm.	150 mm.	200 mm.	150 mm.
MAX CUTTING DEPTH AT 45°	65 mm.	45 mm.	65 mm.	45 mm.	65 mm.	45 mm.	65 mm.	45 mm.
WORKING TABLE SIZE	524 x 750 mm.		524 x 750 mm.		1200 x 625 mm.		1200 x 625 mm.	
WATER RECYCLING PUMP TYPE	S2 standard		S2 standard		S3 standard		S3 standard	
KIT WHEELS	Optional		Standard		Optional		Standard	
LASER INSTRUMENT	Optional		Standard		Optional		Standard	
DIMENSION MACHINE IN SERVICE	1200 x 670 x h.1520 mm.		1200 x 670 x h.1520 mm.		1910 x 760 x h.1560 mm.		1910 x 760 x h.1560 mm.	
DIMENSION MACHINE IN STOCK	720 x 1300 x h. 940 mm.		720 x 1300 x h. 940 mm.		720 x 1950 x h. 1010 mm.		720 x 1950 x h. 1010 mm.	
DIMENSION MACHINES ON PALLET	720 x 1300 x h. 2330 mm. (3 pz. / 193 Kg.)		720 x 1300 x h. 2330 mm. (3 pz. / 205 Kg.)		720 x 1950 x h. 1780 mm. (2 pz. / 179 Kg.)		720 x 1950 x h. 1780 mm. (2 pz. / 187 Kg.)	
NET WEIGHT	64 Kg.		60 Kg.		81 Kg.		85 Kg.	



**BATTIPAV**<sup>TM</sup>  
MACCHINE PER EDILIZIA | MACHINES FOR BUILDING

AUTHORIZED DEALER:



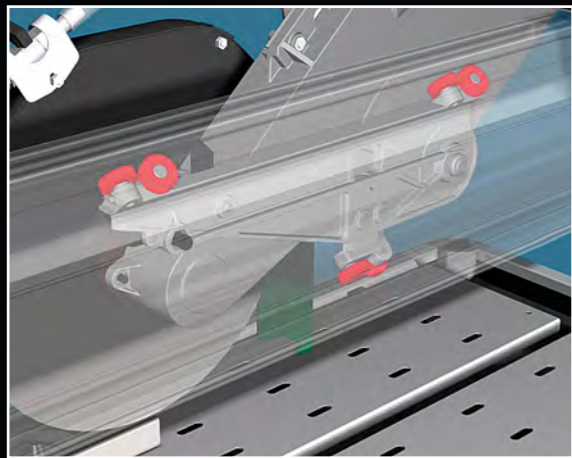
Z. i. 2 - Via Cavatorta, 6/1 | 48010 Cotignola (Ra) | ITALY  
Tel. +39 0545 40004 | Fax +39 0545 41724  
www.battipav.com | sales@battipav.com

July 2013

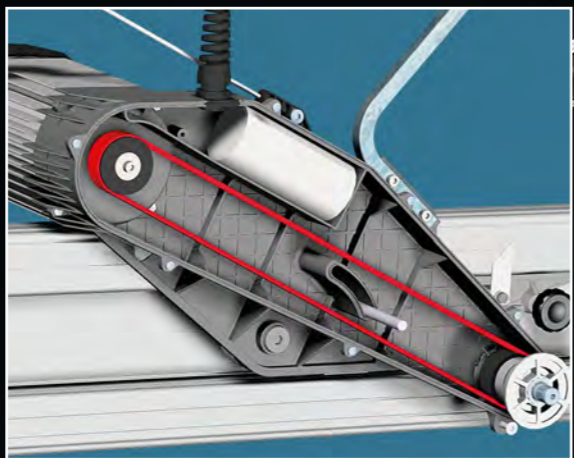
### APPLICATION

Built to cut bricks, concrete blocks, granite, marble and porcelain stoneware with diamond disk Ø300 or Ø250





The carriage engine group slides on the rail by means 6 ball-bearings. The sliding is very fast and precise.




Antiskid FLEXONIC® "POLY V" belt. 24.000 hours without maintenance.



The cutting head is horizontally pivoted and can be locked at the intended height. It makes every kind of shape.



Position 45° angle cuts.



**Spray system**  
DISK'S LUBRICATION

**wdec**  
WATER DECANTING SYSTEM



ORIGINAL RECYCLING PUMP



www.youtube.com/battipav