






















Oversize tile bridge saw

FITTINGS

	Description	Euro	Art.		
	KIT ACCESSORIES EXTRA 3300 SUPERLUNGA ART. 90180 - ART. 890SKC - SP07060 - ART. 993N - ART. 993/120N		67024	1	3,7
	B-LOCK TILE LOCKING SYSTEM FOR MATERIAL THICKNESS UP TO 40 MM		90262	1	1,1
	B-LUX GRIP FOR ABRASIVE SHEET WITH NEUTRAL TUNGSTEN CARBIDE B-LUX ABRASIVE SHEET WITH TUNGSTEN CARBIDE - GR. 120 B-LUX ABRASIVE SHEET WITH TUNGSTEN CARBIDE - GR. 60		993N 993/120N 993/60N	1	0,2 0,09 0,09
	STONE DRESSER FOR DIAMOND TOOLS		SP07060	1	0,2
	KIT WHEELS		70102R	1	4,0
	2 SWIVEL WHEELS KIT		90176R	1	7,0

Oversize tile bridge saw

FITTINGS

	Description	Euro	Art.		
	EXTENSION SIDE-BENCH 60X50 cm		90241	1	8,5
	EXTENSION SIDE-BENCH WITH ROLLERS 60X80 CM		90258C	1	16,4
	ADDITIONAL LEGSS FOR FRAME		90268	1	2,0
	CEE SOCKET 230V + CABLE 3MT. + SHUKO PLUG		SP90159	1	0,6
	LIFTING BELT		90180	1	0,9
	WATER PUMP TYPE S1		S1	12	13,4
	5 KNOBS FOR QUICK DISK REPLACEMENT		SP850100	1	0,1
	DIAMOND DISK Ø200 C/C CERAMIC		CSMP200400	1	0,4
	DIAMOND DISK Ø200 TURBO GRES/MARBLE		CDC2004000	1	0,4
	DIAMOND DISK SANKYO Ø200 C/C GRES/GLASS with FLANGE		890SKC	1	0,5
	PALLET 72X395 CM		00043	1	24,0